Petek Platform

PLATFRORM GRATING
STAIR GRATING
EXPANDED SHEET
PERFORATED SHEET



SP GARTING



SP Platform Gratings are manufactured by combining bearing bar and cross bar on the other side. SP Gratings are manufactured in various thicknesses and directions by selecting the appropriate material for the desired load calculation. Selection of materials suitable for the load to be bearing by SP Grating, sorting according to the engineering account to be made by us. And this account report will be sent to you as information.

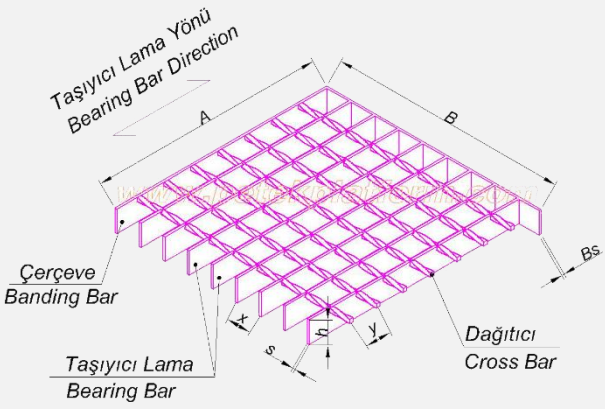

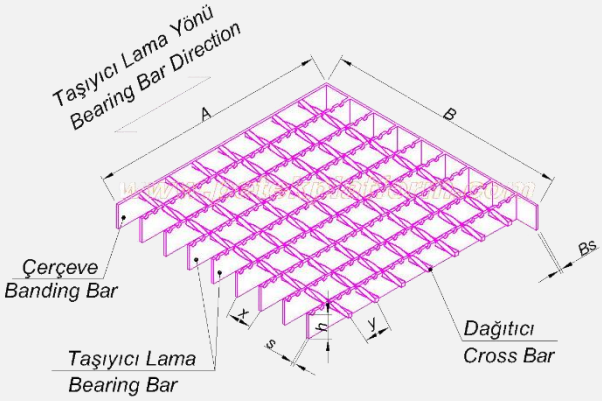

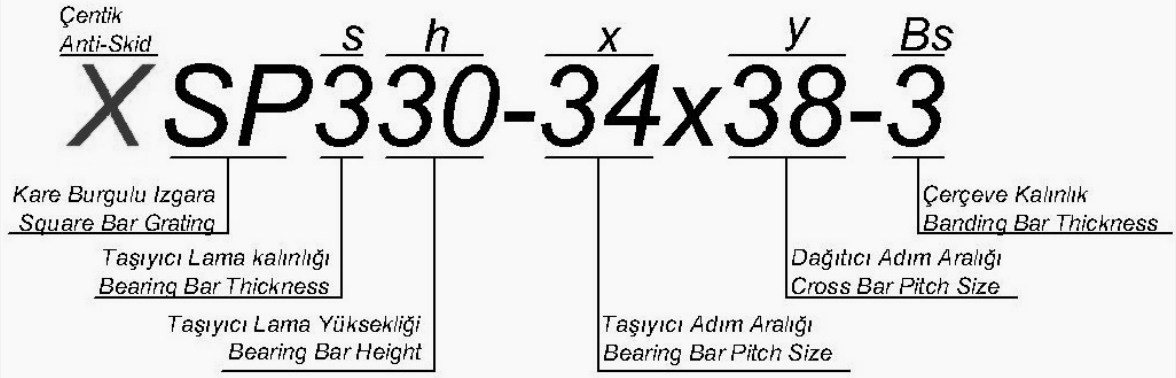





Petek Platform

TABLE OF MAXIMUM CARRIAGE CAPACITY FOR SP GRATINGS

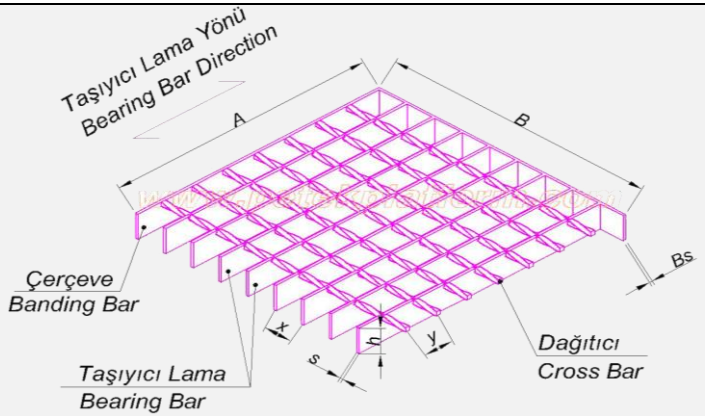

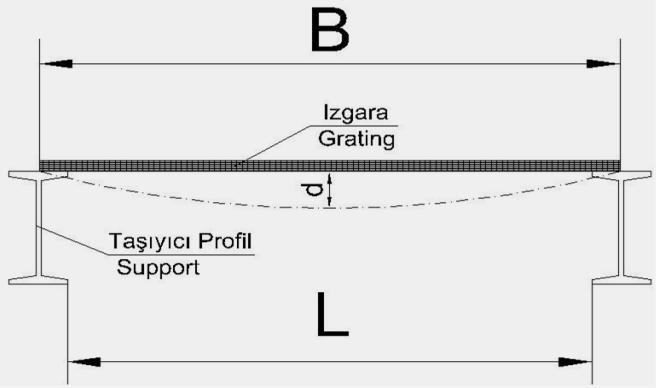

Grating Type	Baerin Bar	Mesh Size	Approx Galvanized Weight kg/m²	Load	Clearance Between Supports mm																				
					500	600	700	800	900	1000	1100	1200	1300	1400	1500	1600	1700	1800	1900	2000	2100	2200	2300	2400	2500
SP 225-34/38-3	25 x 2	34 x 38 mm	18	fv (kN)	47,88	27,71	17,45	11,69	8,21	5,99	4,65	3,58													
				fp (kN)	3,49	2,42	1,78	1,36	1,18	1,00	0,82	0,69													
SP 230-34/38-3	30 x 2	34 x 38 mm	21	fv (kN)	85,49	49,48	31,16	20,87	14,66	10,69	8,03	6,18	4,86	3,89	3,17										
				fp (kN)	6,89	4,79	3,52	2,69	2,13	1,72	1,42	1,20	1,02	0,88	0,77										
SP 240-34/38-3	40 x 2	34 x 38 mm	26,5	fv (kN)	202,65	113,28	73,85	49,48	34,75	25,33	19,03	14,66	11,53	9,23	7,51	6,18	5,16	4,34	3,69	3,17					
				fp (kN)	16,34	11,35	8,34	6,38	5,04	4,09	3,38	2,84	2,42	2,08	1,82	1,60	1,41	1,26	1,13	1,02					
SP 325-34/38-3	25 x 3	34 x 38 mm	24	fv (kN)	74,21	42,95	27,05	18,12	12,73	9,28	6,97	5,37	4,22	3,38	2,75										
				fp (kN)	5,99	4,16	3,08	2,34	1,65	1,50	1,24	1,04	0,89	0,74	0,67										
SP 330-34/38-3	30 x 3	34 x 38 mm	28	fv (kN)	128,22	74,21	46,74	31,31	21,99	16,03	12,04	9,28	7,30	3,84	4,75	3,91	3,26	2,75							
				fp (kN)	10,34	7,18	5,28	4,04	3,19	2,59	2,14	1,80	1,53	1,32	1,15	1,01	0,89	0,80							
SP 340-34/38-3	40 x 3	34 x 38 mm	36	fv (kN)	303,98	175,91	110,78	74,21	52,12	38,00	28,55	21,99	17,30	13,85	11,26	9,28	7,73	6,52	5,54	4,75	4,10	3,57	3,12	2,75	2,43
				fp (kN)	24,51	17,02	12,51	9,58	7,57	6,13	5,06	4,26	3,63	3,13	2,72	2,39	2,12	1,89	1,70	1,53	1,39	1,27	1,16	1,06	0,98
SP 440-34/38-4	40 x 4	34 x 38 mm	46	fv (kN)	405,31	234,55	147,71	98,95	69,50	50,66	38,06	29,32	23,06	18,46	15,01	12,37	10,31	8,69	7,39	6,33	5,47	4,76	4,16	3,66	3,24
				fp (kN)	32,69	22,70	16,58	12,77	10,09	8,17	6,75	5,67	4,84	4,17	3,63	3,19	2,83	2,52	2,26	2,04	1,85	1,69	1,54	1,42	1,31
SP 530-34/38-5	30 x 5	34 x 38 mm	44	fv (kN)	213,74	123,69	77,89	52,18	36,65	26,72	20,07	15,46	12,16	9,74	7,92	6,52	5,44	4,58	3,90	3,34					
				fp (kN)	17,24	11,97	8,79	6,73	5,32	4,31	3,56	2,99	2,55	2,20	1,92	1,68	1,52	1,33	1,19	1,08					
SP 540-34/38-5	40 x 5	34 x 38 mm	57	fv (kN)	506,63	293,19	184,63	123,69	86,87	63,33	47,58	36,65	28,83	23,08	18,76	15,46	12,89	10,86	9,23	7,92	6,84	5,95	5,21	4,58	4,05
				fp (kN)	40,86	28,37	20,85	15,96	12,61	10,21	8,44	7,09	6,04	5,21	4,54	3,99	3,53	3,15	2,83	2,55	2,32	2,11	1,93	1,77	1,63
SP 550-34/38-5	50 x 5	34 x 38 mm	71	fv (kN)	989,52	572,64	360,61	241,58	109,67	123,69	92,93	71,58	56,30	45,08	36,65	30,20	25,18	21,21	18,03	15,46	13,36	11,62	10,17	8,95	7,92
				fp (kN)	79,80	55,42	40,71	31,17	24,63	19,95	16,49	13,85	11,80	10,18	8,87	7,79	6,90	6,16	5,53	4,99	4,52	4,12	3,77	3,46	3,19
SP 560-34/38-5	60 x 5	34 x 38 mm	84	fv (kN)	1709,9	989,52	623,14	417,45	293,19	213,74	160,58	123,69	97,29	77,89	63,33	52,18	43,50	36,65	31,16	26,72	23,08	20,07	17,57	15,46	13,68
				fp (kN)	137,89	95,76	70,35	53,87	42,56	34,47	28,49	23,94	20,40	17,59	15,32	13,47	11,93	10,64	9,55	8,62	7,82	7,12	6,52	5,99	5,52
SP 570-34/38-5	70 x 5	34 x 38 mm	97	fv (kN)	2715,2	1571,3	989,52	662,90	465,58	339,41	255,00	196,42	154,49	123,69	100,56	82,86	69,08	58,20	49,48	42,43	36,65	31,88	27,90	24,55	21,72
				fp (kN)	218,97	152,06	111,72	85,54	67,58	54,74	45,24	38,02	32,39	27,93	24,33	21,38	18,94	16,90	15,16	13,69	12,41	11,31	10,35	9,50	893,00
SP 580-34/38-5	80 x 5	34 x 38 mm	111	fv (kN)	4053,1	2345,5	1477,1	989,52	694,97	506,63	380,64	293,19	230,60	184,63	150,11	123,69	103,12	86,87	73,86	63,33	54,71	47,58	41,64	36,65	32,42
				fp (kN)	326,86	226,99	166,77	127,68	100,88	81,72	67,53	56,75	48,35	41,69	36,32	31,92	28,28	25,22	22,64	20,43	18,53	16,88	15,45	14,19	13,07

DATA

Material tension (Acceptable voltage)
16Kn/cm² (Material S235JR ~ ST37-2)
Safety factor as much as plastic forming :1,5
Safety factor up to break point : 2,05
Pressing a minimum of 25mm to the substructure without grids installed
Where slip is prevented by the carrier plate, deviations are allowed during structural obstructions.

WALKABILITY

Sarı: When we say walkable area, we understand areas that meet the instructions of the professional associations (Berufsgenossenschaft) and the BGI 588 instructions and the quality guidelines for gratings according to RAL-GZ 638. Here, grids should provide walkability under 1,5Kn Point load in a 200x200mm discharge area in the heaviest area.
Here, the maximum deflection "f" should not exceed L / 200 of the inter-carrier clearance (L).

SYMBOLS

fv:	Equal transportable maximum distributed load in kn/m²
fp:	Maximum load to carry in 200x200mm area in kn/m²
1Kn:	101,97 kg

d: maximum permissible deflection (mm)
d: Does not exceed L/200.

(P) HALF LUCKED GRATING



(P) Half Locked Platform Gratings are manufactured by combining bearing bar in one direction and the connecting plates which are half the height of the cross bar in the other direction and cross bar on the other side. (P) Half Locked Platform Gratings are manufactured in various thicknesses and directions by selecting the appropriate material for the desired load calculation. Selection of materials suitable for the load to be bearing by (P) Half Locked Platform Grating, sorting according to the engineering account to be made by us. And this account report will be sent to you as information.

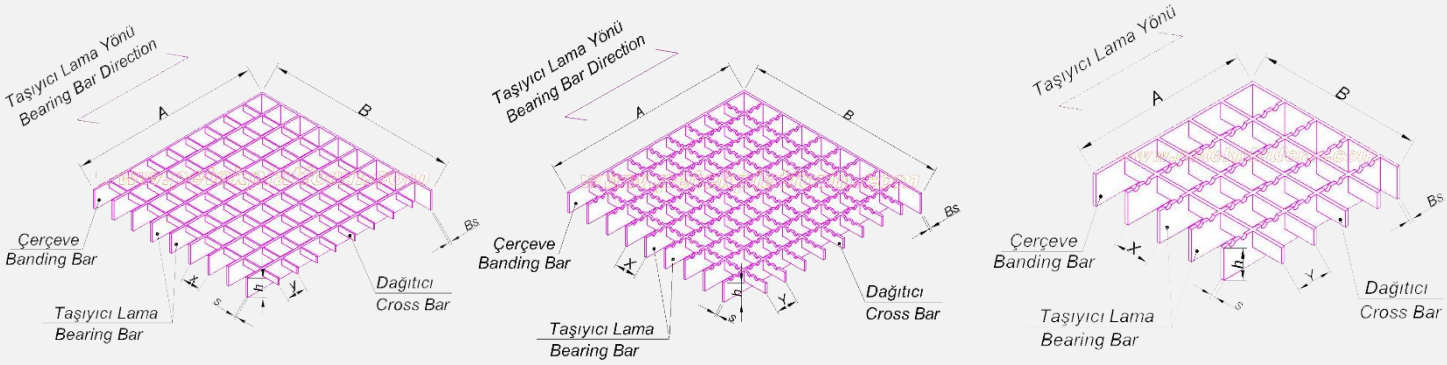

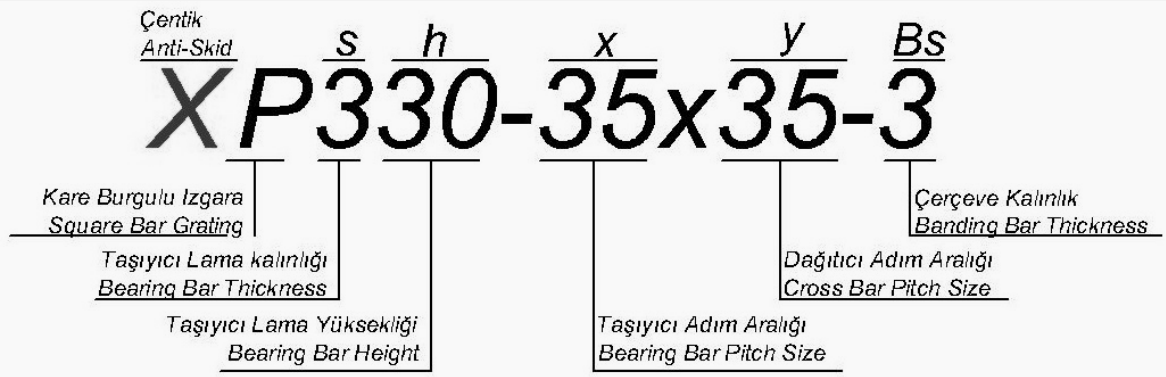



Petek Platform

TABLE OF MAXIMUM CARRIAGE CAPACITY FOR (P) HALF LUCKED GRATINGS

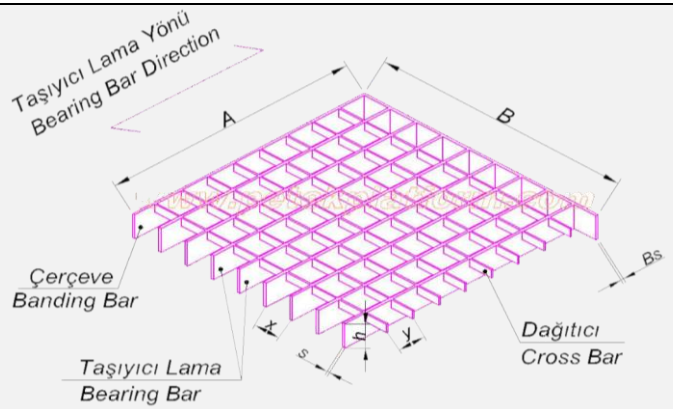

Dağıtıcı (Cross Bar) 12x3 mm

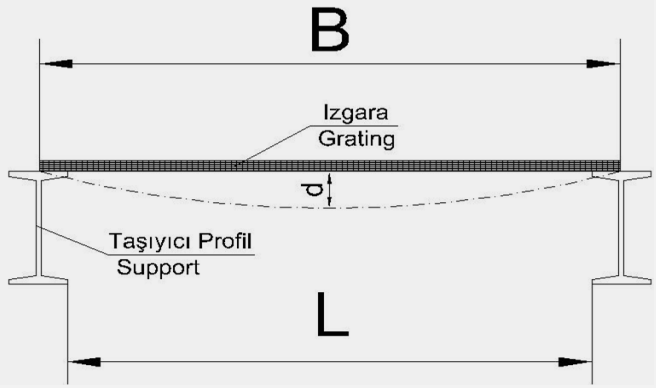

Grating Type	Baerin Bar	Mesh Size	Approx Galvanized Weight kg/m²	Load	Clearance Between Supports mm																				
					500	600	700	800	900	1000	1100	1200	1300	1400	1500	1600	1700	1800	1900	2000	2100	2200	2300	2400	2500
P 225-33/33-3	25 x 2	33 x 33 mm	23	fv (kN)	47,88	27,71	17,45	11,69	8,21	5,99	4,65	3,58													
				fp (kN)	4,99	3,46	2,54	1,95	1,54	1,25	1,03	0,87													
P 230-33/33-3	30 x 2	33 x 33 mm	26	fv (kN)	85,49	49,48	31,16	20,87	14,66	10,69	8,03	6,18	4,86	3,89	3,17										
				fp (kN)	8,62	5,99	4,40	3,37	2,66	2,15	1,78	1,50	1,27	1,10	0,96										
P 240-33/33-3	40 x 2	33 x 33 mm	32	fv (kN)	202,65	113,28	73,85	49,48	34,75	25,33	19,03	14,66	11,53	9,23	7,51	6,18	5,16	4,34	3,69	3,17					
				fp (kN)	20,43	14,19	10,42	7,98	6,31	5,11	4,22	3,55	3,02	2,61	2,27	2,00	1,77	1,58	1,41	1,28					
P 325-33/33-3	25 x 3	33 x 33 mm	29	fv (kN)	74,21	42,95	27,05	18,12	12,73	9,28	6,97	5,37	4,22	3,38	2,75										
				fp (kN)	7,48	5,20	3,82	2,92	2,31	1,87	1,55	1,30	1,11	0,95	0,83										
P 330-33/33-3	30 x 3	33 x 33 mm	32	fv (kN)	128,22	74,21	46,74	31,31	21,99	16,03	12,04	9,28	7,30	3,84	4,75	3,91	3,26	2,75							
				fp (kN)	12,93	8,98	6,60	5,05	3,99	3,23	2,67	2,24	1,91	1,65	1,44	1,26	1,12	1,00							
P 340-33/33-3	40 x 3	33 x 33 mm	40	fv (kN)	303,98	175,91	110,78	74,21	52,12	38,00	28,55	21,99	17,30	13,85	11,26	9,28	7,73	6,52	5,54	4,75	4,10	3,57	3,12	2,75	2,43
				fp (kN)	30,64	21,28	15,63	11,97	9,46	7,66	6,33	5,32	4,53	3,91	3,40	2,99	2,65	2,36	2,12	1,92	1,74	1,58	1,45	1,33	1,23
P 440-33/33-4	40 x 4	33 x 33 mm	51	fv (kN)	405,31	234,55	147,71	98,95	69,50	50,66	38,06	29,32	23,06	18,46	15,01	12,37	10,31	8,69	7,39	6,33	5,47	4,76	4,16	3,66	3,24
				fp (kN)	40,86	28,37	20,85	15,96	12,61	10,21	8,44	7,09	6,04	5,21	4,54	3,99	3,53	3,15	2,83	2,55	2,32	2,11	1,93	1,77	1,63
P 530-33/33-5	30 x 5	33 x 33 mm	50	fv (kN)	213,74	123,69	77,89	52,18	36,65	26,72	20,07	15,46	12,16	9,74	7,92	6,52	5,44	4,58	3,90	3,34					
				fp (kN)	21,55	14,96	10,99	8,42	6,65	5,39	4,45	3,74	3,19	2,75	2,39	2,10	1,86	1,66	1,49	1,35					
P 540-33/33-5	40 x 5	33 x 33 mm	77	fv (kN)	506,63	293,19	184,63	123,69	86,87	63,33	47,58	36,65	28,83	23,08	18,76	15,46	12,89	10,86	9,23	7,92	6,84	5,95	5,21	4,58	4,05
				fp (kN)	51,07	35,47	26,06	19,95	15,76	12,77	10,55	8,87	7,56	6,51	5,67	4,99	4,42	3,94	3,54	3,19	2,90	2,64	2,41	2,22	2,04
P 550-33/33-5	50 x 5	33 x 33 mm	91	fv (kN)	989,52	572,64	360,61	241,58	109,67	123,69	92,93	71,58	56,30	45,08	36,65	30,20	25,18	21,21	18,03	15,46	13,36	11,62	10,17	8,95	7,92
				fp (kN)	99,75	69,27	50,89	38,96	30,79	24,94	20,61	17,32	14,76	12,72	11,08	9,74	8,63	7,70	6,91	6,23	5,65	5,15	4,71	4,33	3,99
P 560-33/33-5	60 x 5	33 x 33 mm	104	fv (kN)	1709,9	989,52	623,14	417,45	293,19	213,74	160,58	123,69	97,29	77,89	63,33	52,18	43,50	36,65	31,16	26,72	23,08	20,07	17,57	15,46	13,68
				fp (kN)	172,37	119,70	87,94	67,33	53,20	43,09	35,61	29,93	25,50	21,99	19,15	16,83	14,91	13,30	11,94	10,77	9,77	8,90	8,15	7,48	6,89
P 570-33/33-5	70 x 5	33 x 33 mm	117	fv (kN)	2715,2	1571,3	989,52	662,90	465,58	339,41	255,00	196,42	154,49	123,69	100,56	82,86	69,08	58,20	49,48	42,43	36,65	31,88	27,90	24,55	21,72
				fp (kN)	273,71	190,08	139,65	106,92	84,48	68,43	56,55	47,52	40,49	34,91	30,41	26,73	23,68	21,12	18,96	17,11	15,52	14,14	12,94	11,88	10,95
P 580-33/33-5	80 x 5	33 x 33 mm	131	fv (kN)	4053,1	2345,5	1477,1	989,52	694,97	506,63	380,64	293,19	230,60	184,63	150,11	123,69	103,12	86,87	73,86	63,33	54,71	47,58	41,64	36,65	32,42
				fp (kN)	408,58	283,73	208,46	159,60	126,10	102,14	84,42	70,93	60,44	52,11	45,40	39,90	35,34	31,53	28,29	25,54	23,16	21,10	19,31	17,73	16,34

DATA

Material tension (Acceptable voltage)
16Kn/cm² (Material S235JR ~ ST37-2)
Safety factor as much as plastic forming :1,5
Safety factor up to break point : 2,05
Pressing a minimum of 25mm to the substructure without grids installed
Where slip is prevented by the carrier plate, deviations are allowed during structural obstructions.

WALKABILITY

Sarı: When we say walkable area, we understand areas that meet the instructions of the professional associations (Berufsgenossenschaft) and the BGI 588 instructions and the quality guidelines for gratings according to RAL-GZ 638. Here, grids should provide walkability under 1,5Kn Point load in a 200x200mm discharge area in the heaviest area.
Here, the maximum deflection "f" should not exceed L / 200 of the inter-carrier clearance (L).

SYMBOLS

fv:	Equal transportable maximum distributed load in kn/m²
fp:	Maximum load to carry in 200x200mm area in kn/m²
1Kn:	101,97 kg

d: maximum permissible deflection (mm)
d: Does not exceed L/200.

(P) FULL LUCKED GRATING



(P) Full Locked Platform Gratings are produced from transverse and longitudinal (x-y) elbows which are used at the same height and are completely connected to each other.

(P) Full Locked Platform Gratings are manufactured in various thicknesses and directions by selecting the appropriate material for the desired load calculation. Selection of materials suitable for the load to be bearing by (P) Full Locked Platform Grating, sorting according to the engineering account to be made by us. And this account report will be sent to you as information.

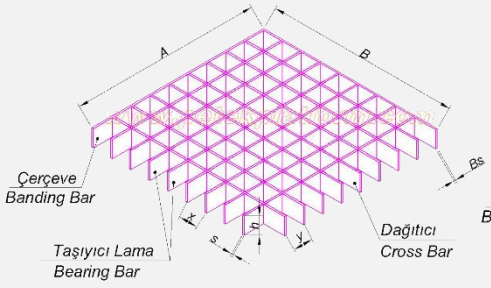

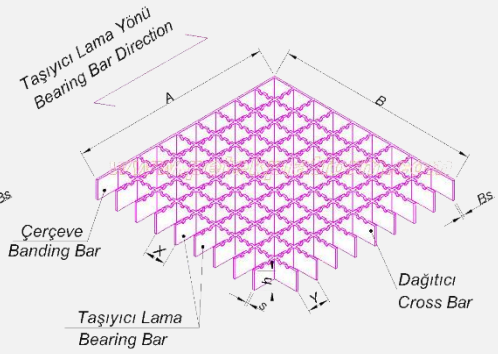

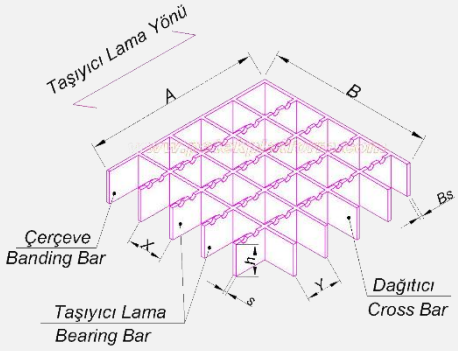

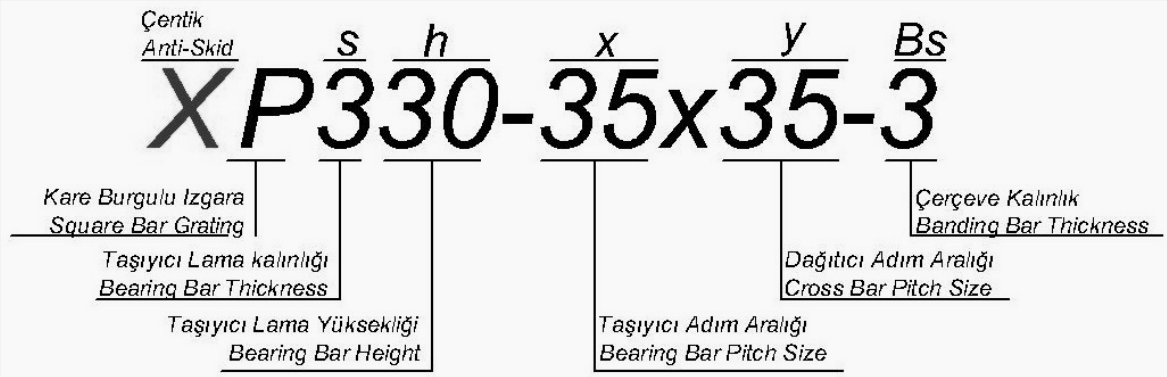

Petek Platform

TABLE OF MAXIMUM CARRIAGE CAPACITY FOR (P) FULL LUCKED GRATINGS

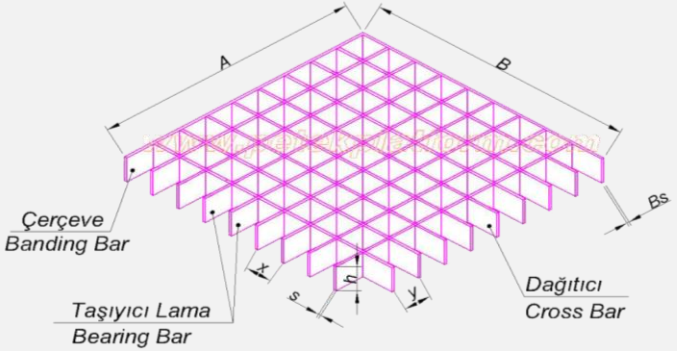

NOTE : If it is fixed to four sides, it carries more load.

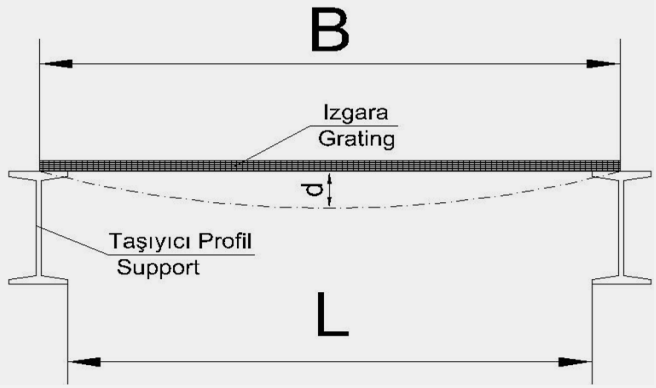

Grating Type	Baerin Bar	Mesh Size	Approx Galvanized Weight kg/m²	Load	Clearance Between Supports mm																				
					500	600	700	800	900	1000	1100	1200	1300	1400	1500	1600	1700	1800	1900	2000	2100	2200	2300	2400	2500
P 225-33/33-3	25 x 2	33 x 33 mm	26	fv (kN)	47,88	27,71	17,45	11,69	8,21	5,99	4,65	3,58													
				fp (kN)	4,99	3,46	2,54	1,95	1,54	1,25	1,03	0,87													
P 230-33/33-3	30 x 2	33 x 33 mm	31	fv (kN)	85,49	49,48	31,16	20,87	14,66	10,69	8,03	6,18	4,86	3,89	3,17										
				fp (kN)	8,62	5,99	4,40	3,37	2,66	2,15	1,78	1,50	1,27	1,10	0,96										
P 240-33/33-3	40 x 2	33 x 33 mm	41	fv (kN)	202,65	113,28	73,85	49,48	34,75	25,33	19,03	14,66	11,53	9,23	7,51	6,18	5,16	4,34	3,69	3,17					
				fp (kN)	20,43	14,19	10,42	7,98	6,31	5,11	4,22	3,55	3,02	2,61	2,27	2,00	1,77	1,58	1,41	1,28					
P 325-33/33-3	25 x 3	33 x 33 mm	36	fv (kN)	74,21	42,95	27,05	18,12	12,73	9,28	6,97	5,37	4,22	3,38	2,75										
				fp (kN)	7,48	5,20	3,82	2,92	2,31	1,87	1,55	1,30	1,11	0,95	0,83										
P 330-33/33-3	30 x 3	33 x 33 mm	43	fv (kN)	128,22	74,21	46,74	31,31	21,99	16,03	12,04	9,28	7,30	3,84	4,75	3,91	3,26	2,75							
				fp (kN)	12,93	8,98	6,60	5,05	3,99	3,23	2,67	2,24	1,91	1,65	1,44	1,26	1,12	1,00							
P 340-33/33-3	40 x 3	33 x 33 mm	58	fv (kN)	303,98	175,91	110,78	74,21	52,12	38,00	28,55	21,99	17,30	13,85	11,26	9,28	7,73	6,52	5,54	4,75	4,10	3,57	3,12	2,75	2,43
				fp (kN)	30,64	21,28	15,63	11,97	9,46	7,66	6,33	5,32	4,53	3,91	3,40	2,99	2,65	2,36	2,12	1,92	1,74	1,58	1,45	1,33	1,23
P 440-33/33-4	40 x 4	33 x 33 mm	79	fv (kN)	405,31	234,55	147,71	98,95	69,50	50,66	38,06	29,32	23,06	18,46	15,01	12,37	10,31	8,69	7,39	6,33	5,47	4,76	4,16	3,66	3,24
				fp (kN)	40,86	28,37	20,85	15,96	12,61	10,21	8,44	7,09	6,04	5,21	4,54	3,99	3,53	3,15	2,83	2,55	2,32	2,11	1,93	1,77	1,63
P 530-33/33-5	30 x 5	33 x 33 mm	78	fv (kN)	213,74	123,69	77,89	52,18	36,65	26,72	20,07	15,46	12,16	9,74	7,92	6,52	5,44	4,58	3,90	3,34					
				fp (kN)	21,55	14,96	10,99	8,42	6,65	5,39	4,45	3,74	3,19	2,75	2,39	2,10	1,86	1,66	1,49	1,35					
P 540-33/33-5	40 x 5	33 x 33 mm	99	fv (kN)	506,63	293,19	184,63	123,69	86,87	63,33	47,58	36,65	28,83	23,08	18,76	15,46	12,89	10,86	9,23	7,92	6,84	5,95	5,21	4,58	4,05
				fp (kN)	51,07	35,47	26,06	19,95	15,76	12,77	10,55	8,87	7,56	6,51	5,67	4,99	4,42	3,94	3,54	3,19	2,90	2,64	2,41	2,22	2,04
P 550-33/33-5	50 x 5	33 x 33 mm	124	fv (kN)	989,52	572,64	360,61	241,58	109,67	123,69	92,93	71,58	56,30	45,08	36,65	30,20	25,18	21,21	18,03	15,46	13,36	11,62	10,17	8,95	7,92
				fp (kN)	99,75	69,27	50,89	38,96	30,79	24,94	20,61	17,32	14,76	12,72	11,08	9,74	8,63	7,70	6,91	6,23	5,65	5,15	4,71	4,33	3,99
P 560-33/33-5	60 x 5	33 x 33 mm	149	fv (kN)	1709,9	989,52	623,14	417,45	293,19	213,74	160,58	123,69	97,29	77,89	63,33	52,18	43,50	36,65	31,16	26,72	23,08	20,07	17,57	15,46	13,68
				fp (kN)	172,37	119,70	87,94	67,33	53,20	43,09	35,61	29,93	25,50	21,99	19,15	16,83	14,91	13,30	11,94	10,77	9,77	8,90	8,15	7,48	6,89
P 570-33/33-5	70 x 5	33 x 33 mm	174	fv (kN)	2715,2	1571,3	989,52	662,90	465,58	339,41	255,00	196,42	154,49	123,69	100,56	82,86	69,08	58,20	49,48	42,43	36,65	31,88	27,90	24,55	21,72
				fp (kN)	273,71	190,08	139,65	106,92	84,48	68,43	56,55	47,52	40,49	34,91	30,41	26,73	23,68	21,12	18,96	17,11	15,52	14,14	12,94	11,88	10,95
P 580-33/33-5	80 x 5	33 x 33 mm	199	fv (kN)	4053,1	2345,5	1477,1	989,52	694,97	506,63	380,64	293,19	230,60	184,63	150,11	123,69	103,12	86,87	73,86	63,33	54,71	47,58	41,64	36,65	32,42
				fp (kN)	408,58	283,73	208,46	159,60	126,10	102,14	84,42	70,93	60,44	52,11	45,40	39,90	35,34	31,53	28,29	25,54	23,16	21,10	19,31	17,73	16,34

DATA

Material tension (Acceptable voltage)
16Kn/cm² (Material S235JR ~ ST37-2)
Safety factor as much as plastic forming :1,5
Safety factor up to break point : 2,05
Pressing a minimum of 25mm to the substructure without grids installed
Where slip is prevented by the carrier plate, deviations are allowed during structural obstructions.

WALKABILITY

Sarı: When we say walkable area, we understand areas that meet the instructions of the professional associations (Berufsgenossenschaft) and the BGI 588 instructions and the quality guidelines for gratings according to RAL-GZ 638. Here, grids should provide walkability under 1,5Kn Point load in a 200x200mm discharge area in the heaviest area.
Here, the maximum deflection "f" should not exceed L / 200 of the inter-carrier clearance (L).

SYMBOLS

fv:	Equal transportable maximum distributed load in kn/m²
fp:	Maximum load to carry in 200x200mm area in kn/m²
1Kn:	101,97 kg

d: maximum permissible deflection (mm)
d: Does not exceed L/200.

STAIR OF GRATING

The steps can be produced with all three types of gratings. Thanks to the connection plate be welded to the sides of the steps, they can be assembled easily.Lightweight and robust structures. We can produce special for your project.

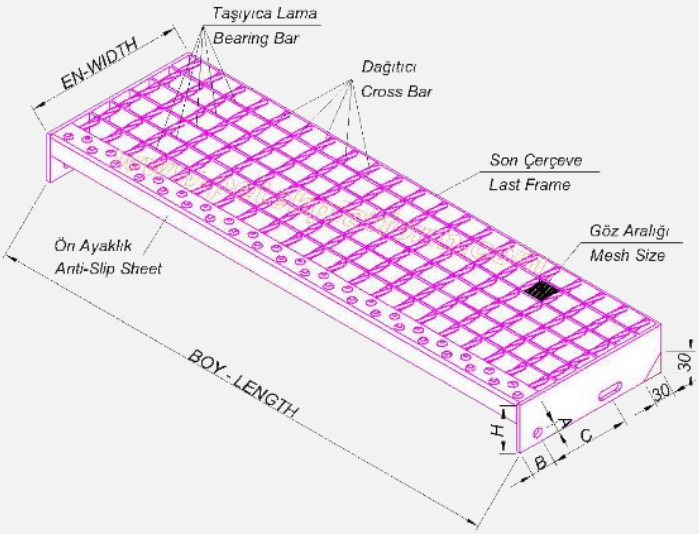

DIN 24351-1'e göre standart basamaklar / Standard stairs according to DIN 24531-1						
Tip / **Type**	Taşıyıcı Lama **Bearing Bar**	Ebatlar **Dimensions**	H	A	B	C
SP	3x30 mm	240x600 mm	70	15	35	120
		270x600 mm	70	15	35	150
		240x800 mm	70	15	35	120
		270x800 mm	70	15	35	150
		305x800 mm	70	15	35	180
		240x1000 mm	70	15	35	120
		270x1000 mm	70	15	35	150
		305x1000 mm	70	15	35	180
SP	3x40 mm	240x800 mm	70	15	35	120
		270x800 mm	70	15	35	150
		305x800 mm	70	15	35	180
		240x1000 mm	70	15	35	120
		270x1000 mm	70	15	35	150
		305x1000 mm	70	15	35	180
		240x1200 mm	70	15	35	120
		270x1200 mm	70	15	35	150
		305x1200 mm	70	15	35	180

ALUMINIUM GRATING



It can be manufactured as aluminum grating, Half-Locked type and Full-Locked type. It is used in places where weight is important for construction and to increase corrosion resistance.



GRATING CLAMP

Grating Clamps are used to fix the gratings to the construction.

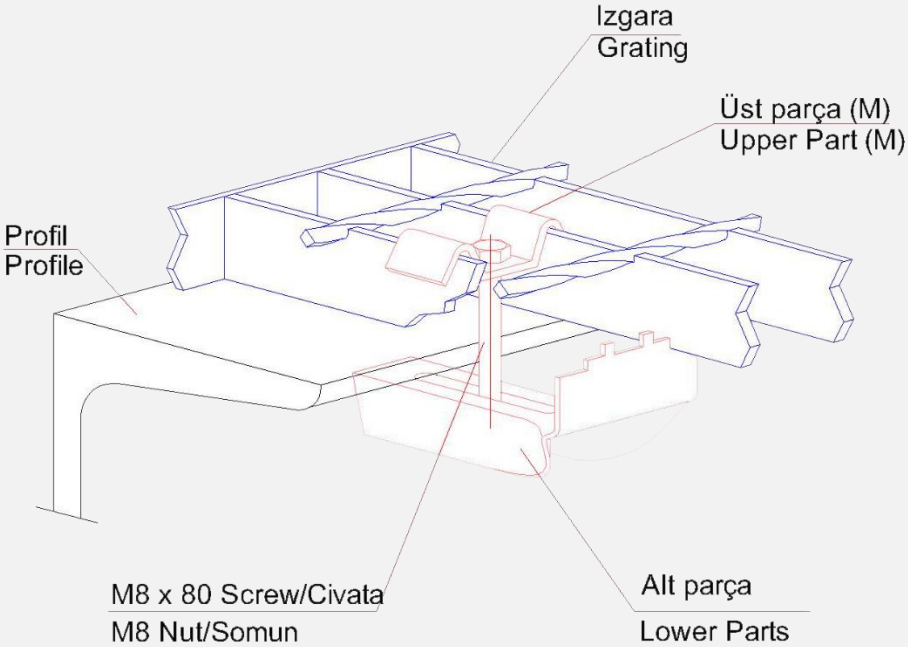



EXPANDED SHEET



Expanded Metals are products with a wide range of uses thanks to the different raw materials and technical flexibility used in its production. It can be used in many areas such as long safety fences, sunshades, screening facilities, concrete wall supports, window guards, walkways, grates where visibility is not desired.

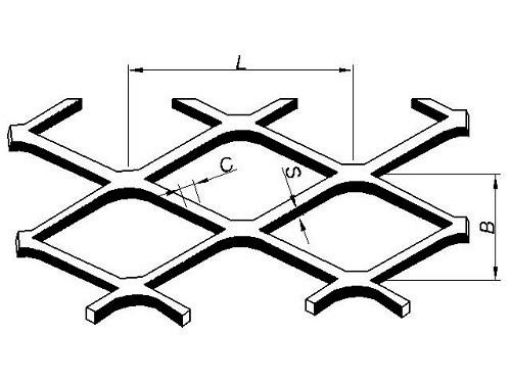

L: BAKLAVA UZUNLUĞU

B: BAKLAVA GENİŞLİĞİ

C:HATVE (DİLİM) KALINLIĞI

S:SAC KALINLIĞI

NO	L(mm)	B(mm)		C(mm)	S(mm)
1	30	10	/	1 - 4	1 - 3
2	42	14	/	1 - 4	1 - 4
3	50	17	/	2 - 5	2 - 10
4	60	22	/	2 - 5	2 - 10
5	62	26	/	2 - 5	2 - 10
6	75	27	/	2 - 5	2 - 10
7	82	30	/	2 - 5	2 - 10
8	100	41	/	2 - 5	3 - 10
9	100	48	/	1,5 - 4	6 - 15

PERFORATED SHEET

Perforated Sheets are used in architectural panels, stair railings, sieving and agricultural tools, acoustic panels, partition walls, fences, shelves, automotive industry and construction industry. They can be manufactured in many different forms and shapes. For example, square, rectangle, slot, round, triangle and so on. They can be manufactured in shapes.